

# VANDAELE®

*Wood chippers*

*Power take-off (PTO)*



**TVP GARDEN & PARK**

Vandaele® is a Belgian brand with deep roots dating back to 1966, founded by the Vandaele Brothers. Our history is steeped in a long tradition of machines for maintenance of green spaces and roadsides.

In 1992, an important step was taken by splitting the company due to a too large diversity of activities. This decision gave rise to 'Vandaele Konstruktie,' an independent company with a focus on the Vandaele® brand, the construction of machines for green, forest and roadside maintenance.

- » **Experience:** we have 40 years of experience in the production and sale of wood chippers. We have been committed to developing and producing high-quality machines since 1966.
- » **A strong brand with proven value:** Vandaele® is a premium brand known for its high residual value. Our machines are designed to last and retain their value, making a solid investment for your business.
- » **Craftsmanship:** Vandaele® is a Belgian manufacturer with a long history of machines for green spaces and roadside maintenance machines. Our craftsmanship is deeply rooted in our culture, and we are proud of the label "Made in Belgium." If you choose Vandaele®, you choose quality and reliability.
- » **Location:** With our presence in both Oostrozebeke and Ciney, including offices, a production department, service and repair workshops, and warehouses, we are strategically positioned to serve our global customers. Our international reach ensures swift parts delivery and efficient service, enabling seamless operations worldwide
- » **Customized constructions:** at Vandaele® we not only offer standard machines, but also custom-made constructions. We understand that your needs may be unique. Our team of experts work closely with you to create custom solutions that meet your specific requirements.
- » **Quality and certification:** We meet the highest quality standards, which is underlined by our ISO certification. In addition, we have European homologation for our trailers (COC).

**VANDAELE® OOSTROZEBEKE**

Stationsstraat 119  
8780 Oostrozebeke

**VANDAELE® CINEY**

Zone industrielle  
Rue du Fisine 11  
5590 Ciney



## *The Vandaele wood chippers are unique because:*



EASY MAINTENANCE



THE KNIVES DO NOT NEED TO BE SHARPENED!



COMPLIES WITH ALL CE SAFETY REGULATIONS



OPTIMAL SAFETY



SAFETY BAR AROUND THE FEED FUNNEL (VANDAELE® patented)

## *Features and benefits from the Vandaele wood chippers:*

- » Our wood chippers come standard with TUNGSTEN-CARBIDE knives and counter knives divided into sections. This means that sharpening and adjusting the knives are unnecessary, ensuring an extremely long lifespan for our knives. Additionally, the sections of the knives are easy to replace when needed.
- » Sound-damped top cover integrated with a wear-resistant housing.
- » Direct power transmission, without belts or chain drives.
- » Robust construction, incorporating years of experience.
- » Very large capacity



**TUNGSTEN-CARBIDE**



# TVP SERIES GARDEN & PARK DESCRIPTION



## Description:

- » 2 hydraulically driven infeed rolls with reversing clutch, chip length adjustment from 1 to 25 mm.
- » Infeed rolls powered by a built-in pump group
- » Anti-Stress system Secure Plus: included.
- » Chipper disc  $\varnothing$  680 mm, equipped with 2 sets of tungsten carbide knives.
- » Counter knife in tungsten carbide
- » Document holder, manual with CE certificate and spare parts list
- » Discharge chute: either 2.3 m (Tv1220P) or 2.4 m high, 300° rotatable (EN13525)
- » Electric top cover lock: 2 emergency stop buttons and 2 Top-Stop-Devices
- » Power take-off with freewheel
- » PTO Driven: 1000 RPM (540 RPM Optional)
- » PUSH control lever with protection against inadvertent engagement

## Options:

- » Foldable infeed funnel
- » 540 RPM gearbox in oil bath
- » Slow transport chassis (unbraked) with fixed drawbar and jockey wheel, for slow transport (25 km/h), mudguards, traffic lights, ball coupling or DIN-eye
- » Additional ball coupling
- » Protected light bar, on or under the funnel (3-point)
- » Heavy-duty PTO W2400 instead of W2300 (Not available on Tv1220P)
- » Hour counter
- » Custom color: different RAL main color instead of RAL 2011 or RAL 7011
- » Extended discharge chute (+1 m) on ball bearings
- » Extended discharge chute (+1 m) on ball bearings: foldable with locking and gas spring support
- » Studded upper infeed roll (Not available on Tv1220P)



# FEATURES

FEATURES BASE MACHINE; APPROXIMATE DIMENSIONS; NON-BINDING	GARDEN & PARK			
	<i>TV1220P</i>	<i>TV1622P</i>	<i>TV1823P</i>	<i>TV2023P</i>
Maximum diameter of the wood (cm)	12 (5")	16 (6.5")	18 (7")	20 (8")
Infeed opening (H x W) (mm)	120 x 200	160 x 225	180 x 230	200 x 230
Diameter chipper disk (mm)	680	680	680	680
Thickness of the chipper disk (mm)	20	30	30	30
Number of knives	2	2	2	2
Total number of knife sections	10 (2 x 5)	10 (2 x 5)	10 (2 x 5)	10 (2 x 5)
Total number of counter knife sections	6	7	7	7
Infeed rolls	2 – Horizontal	2 – Horizontal	2 – Horizontal	2 – Horizontal
Hydraulic oil tank capacity (litres)	8.5	8.5	8.5	8.5
Required driving power (kW/hp)	15/20	18,5/25	22,5/35	30/40
Height ejector pipe (cm)	230	240	240	240
Weight basic machine (kg)	500	600	600	600
Measurements funnel (D x W x H) (cm)	185 x 100 x 92	185 x 100 x 92	185 x 100 x 92	185 x 100 x 92
Measurements machine (L x W x H) (cm) fix funnel	255 x 125 x 230	265 x 125 x 240	265 x 125 x 240	265 x 125 x 240
Measurements of the machine (L x W x H) (cm) closed foldable funnel	180 x 125 x 230	190 x 125 x 240	190 x 125 x 240	190 x 125 x 240

**D = DEPTH: DISTANCE FROM THE PINCH POINT BETWEEN THE ROLLERS TO THE OUTER POINT OF THE HANDLE**

**L = LENGTH TOTAL MACHINE**

**W = WIDTH TOTAL MACHINE/FUNNEL**

**H = HEIGHT TOTAL MACHINE/FUNNEL**

# TV1220P



ALSO AVAILABLE  
WITH FOLDABLE  
FUNNEL



**MAX Ø DIAMETER**  
120 mm (5")



**WEIGHT**  
500 KG



**WOODCHIP SIZE**  
1 - 25 mm



**INFEED ROLLS**  
Horizontal



**POWER**  
20 HP



**ROTATABLE**  
Not Available



**FRONT MOUNTED**  
Option



**RPM**  
1000 RPM

**TV1220P-** Machine with infeed rolls driven by tractor hydraulics

**TV1220P** Machine with infeed rolls powered by built-in pump group



# TV1622P



**ALSO AVAILABLE  
WITH FOLDABLE  
FUNNEL**



**MAX Ø DIAMETER**  
160 mm (6.5")



**WEIGHT**  
600 KG



**WOODCHIP SIZE**  
1 – 25 mm



**INFEED ROLLS**  
Horizontal



**POWER**  
25 HP



**ROTATABLE**  
Option



**FRONT MOUNTED**  
Option



**RPM**  
1000 RPM



**TV1622P-** Machine with infeed rolls powered by tractor hydraulics

**TV1622P** Machine with infeed rolls powered by built-in pump group

**TV1622PT** 270° rotatable version with pump group and 540 RPM drive

# TV1823P




ALSO AVAILABLE  
WITH FOLDABLE  
FUNNEL



 **MAX Ø DIAMETER**  
180 mm (7")

 **WEIGHT**  
600 KG

 **WOODCHIP SIZE**  
1 - 25 mm

 **INFEED ROLLS**  
Horizontal

 **POWER**  
35 HP

 **ROTATABLE**  
Not Available

 **FRONT MOUNTED**  
Option

 **RPM**  
1000 RPM

**TV1823P** Machine with infeed rolls driven by built-in pump group

**TV1823PT** Machine revolving over 180° with pump group – 540 rpm gearbox





# TV2023P



**ALSO AVAILABLE  
WITH FOLDABLE  
FUNNEL**



**MAX Ø DIAMETER**  
200 mm (8")



**WEIGHT**  
600 KG



**WOODCHIP SIZE**  
1 – 25 mm



**INFEED ROLLS**  
Horizontal



**POWER**  
40 HP



**ROTATABLE**  
Option



**FRONT MOUNTED**  
Option




**RPM**  
1000 RPM

**TV2023P** Machine with infeed rolls powered by built-in pump group

**TV2023PT** 270° Rotatable machine with pump group - 540 RPM gearbox

# TVP FEATURES & OPTIONS

MODEL	GARDEN & PARK			
	TV1220P	TV1622P	TV1823P	TV2023P
Max. wood diameter	120 mm (5")	160 mm (6.5")	180 mm (7")	200 mm (8")
Infeed opening mm	120 x 200	160 x 225	180 x 230	200 x 230
Power requirement HP	20 HP	25 HP	35 HP	40 HP
Weight approx.	500 kg	600 kg	600 kg	600 kg
Power take-off (PTO) speed	1.000 RPM	1.000 RPM	1.000 RPM	1.000 RPM
Free-wheeling power take-off (PTO)	S	S	S	S
Heavy-duty power take-off (PTO)	NA	O	O	O
540 RPM gearbox	O	O	O	O
Hydraulic machine drive	O	O	O	O
3-point suspension	Cat I and II	Cat I and II	Cat I and II	Cat I and II
270° Rotatable machine	NA	O	O	O
Machine on slow transport chassis 	O	O	O	O
Centralised lubrication	S	S	S	S
Chip length	1 - 25 mm	1 - 25 mm	1 - 25 mm	1 - 25 mm
Anti-Stress system	S	S	S	S
Infeed rolls	2	2	2	2
Position of Infeed rolls	Horizontal	Horizontal	Horizontal	Horizontal
Studded upper infeed roll	NA	O	O	O
Drive Infeed rolls via built-in pump group	S	S	S	S
Infeed rolls powered by tractor hydraulics	A	A	NA	NA

S - STANDARD



B - AVAILABLE

O - OPTION

OD - ON DEMAND

NA - NOT AVAILABLE

# TVP FEATURES & OPTIONS

MODEL	GARDEN & PARK			
	<i>TV1220P</i>	<i>TV1622P</i>	<i>TV1823P</i>	<i>TV2023P</i>
Chipper type	disk	disk	disk	disk
Chipper disk diameter	ø 680 mm	ø 680 mm	ø 680 mm	ø 680 mm
Number of cutting blade sections (tungsten carbide)	2 x 5	2 x 5	2 x 5	2 x 5
Number of counter knife sections (tungsten carbide)	6	7	7	7
Sound-dampening coating	S	S	S	S
Height of discharge chute	2,30 m	2,40 m	2,40 m	2,40 m
Foldable discharge chute	O	O	O	O
Extended discharge chute 	O	O	O	O
Ergonomic monocoque funnel	S	S	S	S
Foldable infeed funnel 	A	A	A	A
Protected light bar	O	O	O	O
Customized colors	O	O	O	O

S - STANDARD

B - AVAILABLE

O - OPTION

OD - ON DEMAND

NA - NOT AVAILABLE





# **VANDAELE<sup>®</sup>**

## CONTACT



+32 56 66 45 01



Stationsstraat 119, 8780 Oostrozebeke, Belgium



info@vandaele.biz



www.vandaele.biz

## ***TVP SERIE GARDEN & PARK***

---