

VANDAELE[®]

Wood Chipper

Power Take-Off (PTO)



TVP Series Road & Verge

Vandaele® is a Belgian brand with deep roots dating back to 1966, founded by the Vandaele Brothers. Our history is steeped in a long tradition of machines for maintenance of green spaces and roadsides.

In 1992, an important step was taken by splitting the company due to a too large diversity of activities. This decision gave rise to 'Vandaele Konstruktie,' an independent company with a focus on the Vandaele® brand, the construction of machines for green, forest and roadside maintenance.

- » **Experience:** at Vandaele® we have decades of experience in machines for green, forest and roadside maintenance. We have been committed to developing and producing high-quality machines since 1966.
- » **A strong brand with proven value:** Vandaele® is a premium brand known for its high residual value. Our machines are designed to last and retain their value, making a solid investment for your business.
- » **Craftsmanship:** Vandaele® is a Belgian manufacturer with a long history of machines for green spaces and roadside maintenance machines. Our craftsmanship is deeply rooted in our culture, and we are proud of the label "Made in Belgium." If you choose Vandaele®, you choose quality and reliability.
- » **Location:** With our presence in both Oostrozebeke and Ciney, including offices, a production department, service and repair workshops, and warehouses, we are strategically positioned to serve our global customers. Our international reach ensures swift parts delivery and efficient service, enabling seamless operations worldwide
- » **Customized constructions:** at Vandaele® we not only offer standard machines, but also custom-made constructions. We understand that your needs may be unique. Our team of experts work closely with you to create custom solutions that meet your specific requirements.
- » **Quality and certification:** We meet the highest quality standards, which is underlined by our ISO certification. In addition, we have European homologation for our trailers (COC).



Vandaele® Oostrozebeke

Stationsstraat 119
8780 Oostrozebeke

Vandaele® Ciney

Zone industrielle
Rue du Fisine 11
5590 Ciney



The Vandaele Wood chippers are unique because:



EASY MAINTENANCE



THE KNIVES DO NOT NEED TO BE SHARPENED!



COMPLIES WITH ALL CE SAFETY REGULATIONS



OPTIMAL SAFETY



SAFETY BAR AROUND THE FEED FUNNEL (VANDAELE® patented)

Features and benefits from the Vandaele Wood chippers:

- » Our wood chippers come standard with TUNGSTEN-CARBIDE knives and counter knives divided into sections. This means that sharpening and adjusting the knives are unnecessary, ensuring an extremely long lifespan for our knives. Additionally, the sections of the knives are easy to replace when needed.
- » Sound-damped top cover integrated with a wear-resistant housing.
- » Direct power transmission, without belts or chain drives.
- » Robust construction, incorporating years of experience.
- » Very large capacity



TUNGSTEN-CARBIDE



TvP series Road and Verge description:



Description:

- » PUSH control handle with protection against accidental activation
- » Sound-damping coating
- » 2 hydraulically driven feed rollers with reverse coupling, chip length adjustment from 1 to 25 mm
- » Feed rollers driven by a built-in pump group
- » 3-point linkage, Cat II and III
- » Anti-Stress system Secure Plus: incl.
- » Transparent flaps in the hopper
- » Centralized lubrication of the lower feed roller and the cutting disc
- » Cutting disc ø 800 mm (Tv1826P & Tv2026P) or ø 1000 mm (Tv2232P), equipped with 2 sets of tungsten carbide knives
- » Counter knives in tungsten carbide
- » Document holder, manual with CE certificate, and spare parts list
- » Discharge chute respectively 2.50 and 3 m high (Tv2232P), 300° rotatable (EN13525) on ball bearing turntable
- » Electric upper cover locking: 2 emergency stop buttons and 2 Top-Stop devices
- » Ergonomic hopper

» Power take-off with freewheel

» Overpressure protection of the hydraulic circuit (only Tv2232P)

» Power take-off drive: 1000 RPM (540 RPM optional)

Options:

- » Foldable feed hopper
- » Foldable discharge chute + locking + gas spring support
- » Hour counter
- » Protected light bar, on the hopper (3-point)
- » Extended discharge chute (+1 m)
- » Customized color: different RAL color instead of RAL 2011 or RAL 7011
- » 540 RPM gearbox in oil bath
- » Chassis for slow transport (unbraked) with fixed drawbar and jockey wheel, for slow transport (25 km/h), fenders, traffic lights, ball hitch or DIN eye
- » Lowered discharge chute (only available on Tv2232P)
- » Heavy-duty PTO 1 3/4" W2500 (only at 1000 RPM and fixed machine) (only available on Tv2232P)
- » Detachable calibration system in the discharge chute for more uniform chips. Factory-installed (only available on Tv2232P)

FEATURES

FEATURES BASE MACHINE; APPROXIMATE DIMENSIONS; NON-BINDING	Street & Verge		
	<i>TV1826P</i>	<i>TV2026P</i>	<i>TV2232P</i>
Maximum diameter of the wood (cm)	18 (7")	20 (8")	22 (8.5")
Infeed opening (H x W) (mm)	180 x 260	200 x 260	220 x 320
Diameter chipper disk (mm)	800	800	1000
Thickness of the chipper disk (mm)	35	35	35
Number of knives	2	2	2
Total number of knife sections	14 (2 x 7)	14 (2 x 7)	16 (2 x 8)
Total number of counter knife sections	8	8	10
Infeed rolls	2 – Horizontal	2 – Horizontal	2 – Horizontal
Hydraulic oil tank capacity (litres)	10	10	15
Required driving power (kW/hp)	33/45	40/55	65/80
Height ejector pipe (cm)	250	250	300
Weight basic machine (kg)	780	780	1250
Measurements funnel (D x W x H) (cm)	195 x 115 x 85	195 x 115 x 85	195 x 125 x 90
Measurements machine (L x W x H) (cm) fix funnel	270 x 140 x 250	270 x 140 x 250	305 x 175 x 300
Measurements of the machine (L x W x H) (cm) closed foldable funnel	195 x 140 cx 250	195 x 140 x 250	230 x 175 x 300

D = Depth: pinch point between the rollers <=> outer point of the handle

L = Length total machine

W = Width total machine/funnel

H = Height total machine/funnel

TV1826P



ALSO AVAILABLE
WITH FOLDABLE
FUNNEL



Max Ø diameter
180 mm (7.5")



Weight
780 kg



Woodchip size
1 – 25 mm



Infeed rolls
Horizontal



Power
45 HP



Rotatable
Option



Front mounted
Option



RPM
1000 RPM

TV1826P Machine with hydraulically driven feed rollers via built-in pump group

TV1826PT Machine rotates 270° - with built-in pump group - 540 RPM gearbox

TV1826PTII Machine rotatable over 2× 90° with heavy-duty gearbox (no belts) – only at 1000 RPM





TV2026P

ALSO AVAILABLE WITH
FOLDABLE FUNNEL



Max Ø diameter
200 mm (8")



Weight
780 kg



Woodchip size
1 – 25 mm



Infeed rolls
Horizontal



Power
55 HP



Rotatable
Option



Front mounted
Option



RPM
1000 RPM



TV2026P Machine with hydraulically driven feed rollers via built-in pump group

TV2026PT Machine rotatable over 270° with built-in pump group – 540 RPM

TV2026PTII Machine rotatable over 2 × 90° with heavy-duty gearbox (no belts) – only at 1000 RPM

TV2223P



ALSO AVAILABLE WITH
FOLDABLE FUNNEL



Max Ø diameter
220 mm (9")



Weight
1.250 kg



Woodchip size
1 – 25 mm



Infeed rolls
Horizontal



Power
80 HP



Rotatable
Option



Front mounted
Option



RPM
1000 RPM

TV2232P Machine with hydraulically driven feed rollers via built-in pump group

TV2232PTN Machine rotatable over 2 × 90° with heavy-duty gearbox (no belts) – only at 1000 RPM





20-26

TV
20-26

VANDAELE


VANDAELE

GREEN LATER



40

TvP Features & Options

MODEL	Street & Verge		
	TV1826P	TV2026P	TV2232P
Max. wood diameter	180 mm (7")	200 mm (8")	220 mm (8.5")
Infeed opening mm	180x260 mm	200x260 mm	220x320 mm
Power requirement HP	45 HP	55 HP	80 HP
Weight approx.	780 kg	780 kg	1.250 kg
Power take-off (PTO) speed	1000 RPM	1000 RPM	1000 RPM
Free-wheeling power take-off (PTO)	S	S	S
Heavy-duty power take-off (PTO)	NA	NA	O
540 RPM gearbox	O	O	O
Hydraulic machine drive	O	O	OD
3-point suspension	Cat II	Cat II	Cat II en III
270° Rotatable machine	O	O	NA
Machine rotatable over 2 x 90° (left, middle, right)	O	O	O
Machine on slow transport chassis 	O	O	O
Centralised lubrication	S	S	S
Chip length	1 - 25 mm	1 - 25 mm	1 - 25 mm
Anti-Stress system	S	S	S
Infeed rolls	2	2	2
Position of Infeed rolls	Horizontal	Horizontal	Horizontal
Studded upper infeed roll	S	S	S
Drive Infeed rolls via built-in pump group	S	S	S

NA - Not Available




O - Option

S - Standard

A - Available

OD - On Demand

TvP Features & Options

MODEL	Street & Verge		
	TV1826P	TV2026P	TV2232P
Infeed rolls powered by tractor hydraulics	S	S	S
Overpressure protection hydraulic infeed rolls	NA	NA	S
Infeed rolls driven via tractor hydraulics	NA	NA	NA
Chipper type	Disk	Disk	Disk
Chipper disk diameter	ø 800 mm	ø 800 mm	ø 1.000 mm
Number of cutting blade sections (tungsten carbide)	2x7	2x7	2x8
Number of counter knife sections (tungsten carbide)	8	8	10
Sound-dampening coating	S	S	S
Height of discharge chute	2,50 m	2,50 m	3 m
Foldable discharge chute	O	O	O
Extended discharge chute	O	O	O
Lowered discharge chute	O	O	O
Ergonomic monocoque funnel 	S	S	S
Foldable infeed funnel 	A	A	A
Infeed funnel for crane feed	NA	NA	O
Protected light bar 	O	O	O
Remote control	NA	NA	O
(Detachable) calibration screen	OD	OD	O
Customized colors	O	O	O

NA - Not Available

O - Option

S - Standard

A - Available

OD - On Demand



VANDAELE[®]

CONTACT



+32 56 66 45 01



Stationsstraat 119, 8780 Oostrozebeke, Belgium



info@vandaele.biz



www.vandaele.biz

TvP series Road & Verge
